

HIOKI

distrame
instruments de mesures électroniques

CURRENT PROBE CT6710, CT6711

NEW Preview

Capture Inrush, Micro and High-Speed Currents with a Single Probe

3 full ranges of 30 A, 5 A, and 0.5 A deliver an expansive current measurement spectrum

NEW	0.1 mA	1 mA	10 mA	100 mA	1 A	10 A	[rms]	Output voltage rate
3 range							30 A	0.1V/A
CT6711							5 A	1V/A
CT6710							0.5 A	10V/A

Earlier model	0.1 mA	1 mA	10 mA	100 mA	1 A	10 A	[rms]	Output voltage rate
1 range							30 A	0.1V/A
3273-50								
3276								
1 range							5 A	1V/A
CT6701								
CT6700								

CT6711 Frequency range **120 MHz**

CT6710 Frequency range **50 MHz**

CE

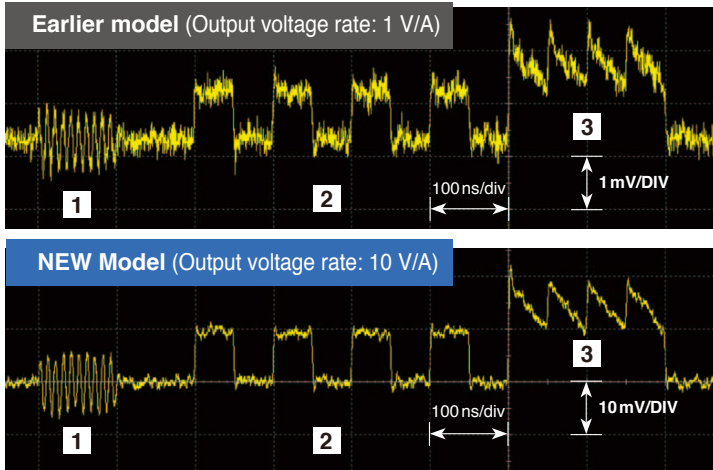
DISTRAME SA

Parc du Grand Troyes - Quartier Europe Centrale 40 rue de Vienne - 10300 SAINTE SAVINE
Tél.: +33 (0)3 25 71 25 83 - Fax: +33 (0)3 25 71 60 29 e-mail: infos@distrame.fr - www.distrame.fr

Clear observation thanks to a high S/N ratio and 10x output rate

Direct waveform observation without needing to rely on your oscilloscope's filter settings and averaging function lets you capture micro currents more clearly thanks to the 10 V/A output rate.

High bandwidth + high sensitivity for more intuitive waveform display



By improving voltage sensitivity of the oscilloscope by a factor of 10, the S/N ratio of the oscilloscope itself is enhanced to deliver a cleaner waveform.

- 1 Sine wave: $f=100\text{ MHz}$, 1 mA peak-peak
- 2 Square wave: $f=10\text{ MHz}$, 1 mA peak-peak
- 3 Sawtooth wave: $f=20\text{ MHz}$, 1 mA peak-peak (offset +1 mA)

Specification

Accuracy guaranteed for 1 year. Post-adjustment accuracy guaranteed for 6 months

Frequency range	CT6710: DC to 50 MHz (-3dB), CT6711: DC to 120 MHz (-3dB)	
Rise time (10% to 90%)	CT6710: 7.0 ns or less, CT6711: 2.9 ns or less	
Maximum rated current <small>(Note frequency derating for DC and sine waves)</small>	30 A Range	30 Arms
	5 A Range	5 Arms
	0.5 A Range	0.5 Arms
Output voltage rate	30 A Range	0.1 V/A
	5 A Range	1 V/A
	0.5 A Range	10 V/A
Amplitude accuracy <small>(DC or 45 to 66 Hz sine wave, within maximum peak current for each range)</small>	30 A Range	$\pm 3.0\%$ rdg. $\pm 1\text{ mV}$, Typical $\pm 1.0\%$ rdg. $\pm 1\text{ mV}$ ($\leq 10\text{ Arms}$)
	5 A Range	$\pm 3.0\%$ rdg. $\pm 1\text{ mV}$, Typical $\pm 1.0\%$ rdg. $\pm 1\text{ mV}$
	0.5 A Range	$\pm 3.0\%$ rdg. $\pm 10\text{ mV}$, Typical $\pm 1.0\%$ rdg. $\pm 10\text{ mV}$
Maximum peak current	30 A Range	$\pm 50\text{ A peak}$ (Maximum 2 sec input)*
	5 A Range	$\pm 7.5\text{ A peak}$
	0.5 A Range	$\pm 0.75\text{ A peak}$ ($< 10\text{ MHz}$), $\pm 0.3\text{ A peak}$ ($\geq 10\text{ MHz}$)
Diameter of measurable conductors	$\phi 5\text{ mm}$ or less (Insulated conductors)	
Noise <small>0.5 A range, with a 20MHz bandwidth instrument</small>	75 $\mu\text{A rms}$ or less	
Operating temperature and humidity range	0 to $+40^\circ\text{C}$, 80% RH or less (no condensation)	
Effect of external magnetic fields <small>DC or 60 Hz input, 400 A/m magnetic field</small>	CT6710: 20 mA or less, CT6711: 5 mA or less	
Cord lengths	Sensor cord: 1.5 m, Power cord: 1.0 m	
External dimensions <small>Not including BNC connector or other protruding parts</small>	Sensor	Approx. 155 mm (6.10 in)W \times 18 mm (0.71 in)H \times 26 mm (1.02 in)D
	Junction box	Approx. 45 mm (1.77 in)W \times 120 mm (4.72 in)H \times 25 mm (0.98 in)D
	Termination unit	Approx. 29 mm (1.14 in)W \times 83 mm (3.27 in)H \times 40 mm (1.57 in)D
Mass	Approx. 370 g	

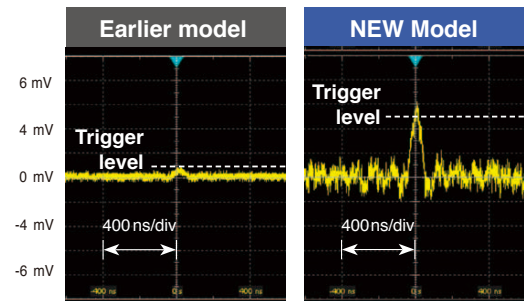
* Refrain from use for at least 20 seconds after maximum peak current input due to generated heat



Model: CURRENT PROBE CT6710, CT6711

Model No. (Order Code)	Frequency range
CT6710	DC to 50 MHz
CT6711	DC to 120 MHz

Never miss important waveforms



Output voltage rate: 1 V/A Output voltage rate: 10 V/A

When monitoring for single-shot phenomena with an oscilloscope, even hard-to trigger micro current waveforms buried in noise can be easily identified thanks to the high-sensitivity range with 10V/A output rate.

Choose the optimal output rate with the junction box's range key.

- 30 A
0.1 V/A
- 5 A
1 V/A
- 0.5 A
10 V/A



High-sensitivity range


Output voltage rate: 10 V/A

For waveform observation

MEMORY HiCORDER MR6000

200 MS/s \times isolated measurement

When using the High-speed Analog Unit U8976 (Frequency range: DC to 30 MHz)



Z5021

PROBE POWER UNIT

Connect up to four CT6710/CT6711 probes.

Option

POWER SUPPLY 3269

Connect up to two CT6710/CT6711 probes

